Multiple Region (3)

Time:	16:48:34
Date:	9/22/2021
Dataset:	fumo1C.OPDx
Meas. Mode:	USI
Mag.:	10.92293 X
Size:	1200 X 1900
Sampling:	631.6987 nm

20 pad shear wafer 1

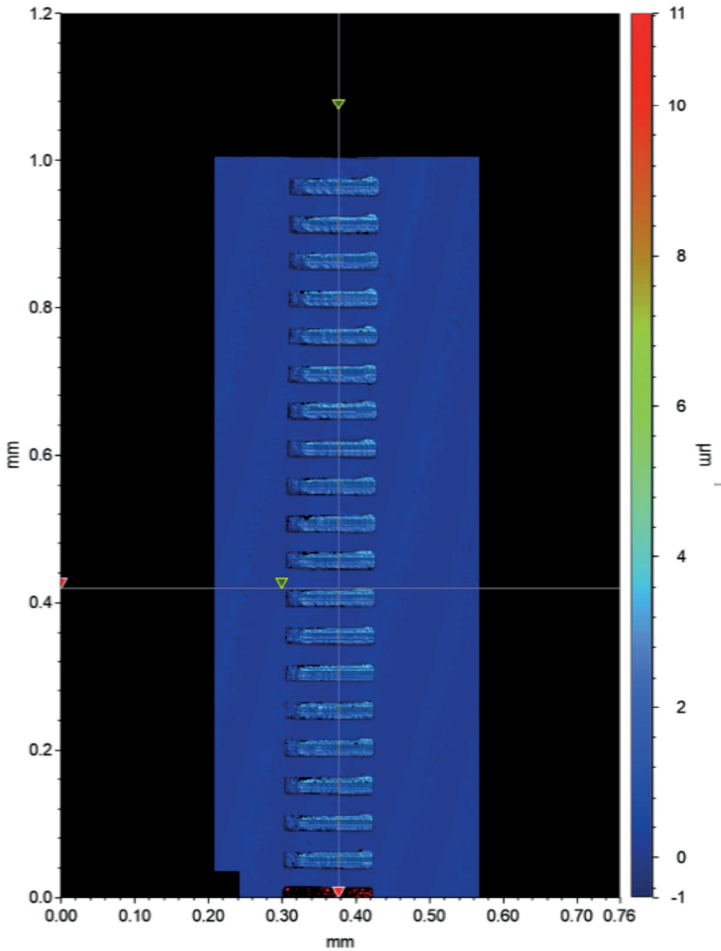

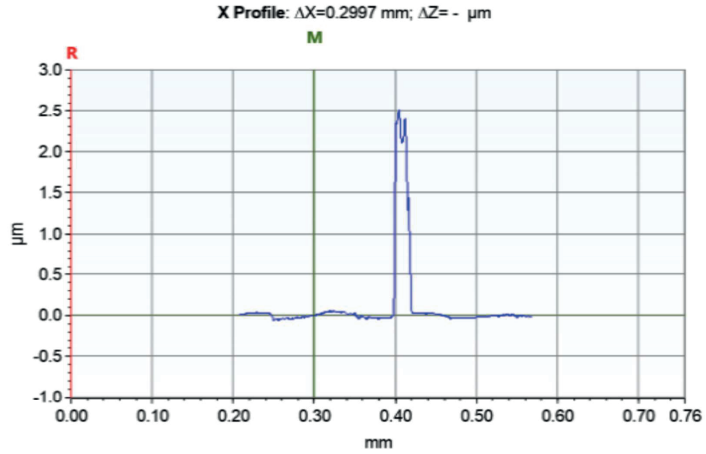

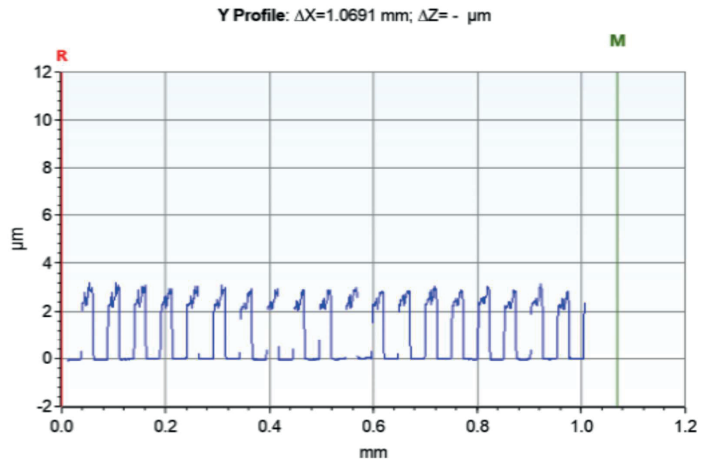

No	Region	Mean µm	R Mean nm	Rq µm	Rt µm
8		2.322	-84.986	0.461	2.098
9		2.374	-32.961	0.465	2.335
10		2.343	-64.045	0.440	2.183
11		2.361	-45.813	0.464	2.274
12		2.344	-62.518	0.471	2.575
13		2.383	-24.321	0.481	2.535
14		2.365	-41.864	0.488	2.352
15		2.371	-36.215	0.491	2.450
16		2.396	-11.316	0.479	2.355
17		2.309	-98.055	0.462	2.287
18		2.391	-16.060	0.469	2.273
19		2.323	-83.678	0.447	2.124
Avg:		2.367	-42.429	0.477	2.344
Std:		0.035	34.103	0.020	0.131
Skewness:		-0.623	-0.576	-0.145	-0.045
Max:		2.413	6.307	0.509	2.575
Min:		2.292	-114.557	0.440	2.098
Range:		0.121	120.865	0.069	0.477